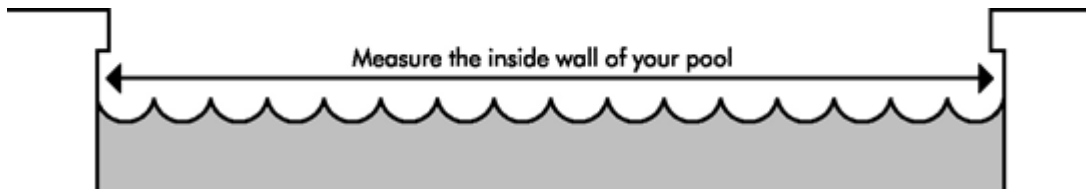


How to measure your pool

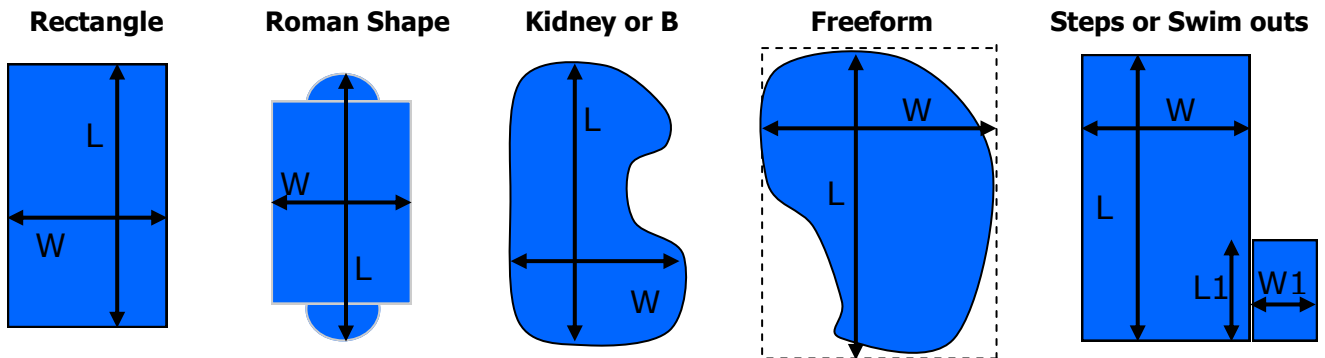
How to measure your pool for your Sunbather Thermal Cover:

1. Where to Measure:

It's important to take your measurements from the internal wall of your pool. Although it may need some trimming once it arrives, it's better to be slightly larger than smaller.



Pools take many shapes and sizes, and no one pool is the same. The basic rule of measuring for your pool cover is to measure the **Widest (W)** and **Longest (L)** point of your pool. For any swim outs, step outs or beach areas you will need to measure that area with longest and widest points as well. You can then call Sunbather or your nearest dealer for a quote!

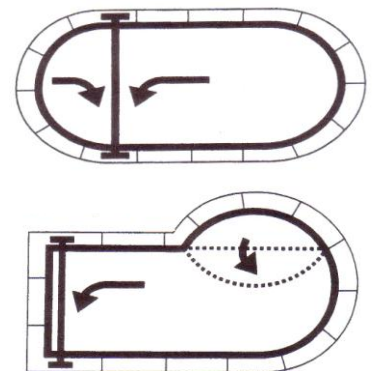


2. How to measure for your roller:

A roller for your pool cover typically needs to be 300mm longer than the widest point of your pool. This ensures easy use and allows plenty of clearance around the pool cover.

If your restricted by space, you can go less than 300mm but it's not recommended.

NB: A roller must be located at the widest point of the pool, unless you can fold over flaps as shown below. Ensure that when measuring for a roller you are at the widest point of your pool.



VIC - Head Office and Factory

2174 Frankston-Flinders Road, Hastings, VIC 3915
(PO Box 107, Hastings, VIC 3915)
Telephone (03) 5979 5777 Facsimile (03) 5979 3577
Email: info@sunbather.com.au Web: www.sunbather.com.au

NSW Branch

Unit 5/4 Gladstone Road, Castle Hill, NSW 2154
(PO Box 8201 BHBC, Baulkham Hills, NSW 2153)
Telephone (02) 9894 7550 Facsimile (02) 9894 6634
Email: nsw@sunbather.com.au

QLD Branch

5/20 Neumann Road Capalaba, QLD 4157
Telephone (07) 3823 5910
Facsimile (07) 3823 5912
Email: qld@sunbather.com.au