



Double Glazing Systems


Filmglaze

a simple yet effective film system



The Filmglaze System

FILMGLAZE is the simplest double glazing system in the range. It comprises a sheet of film and a roll of double-sided adhesive tape. The tape is placed around the area to be glazed, the plastic film is then carefully stuck to it and a hairdryer is used to stretch the film. Any wrinkles and creases showing will simply vanish as the heat is applied. Although the cheapest, it is still just as effective as the other systems.






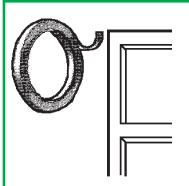
FILMGLAZE is available in 3 pack sizes, Small 1.8m², Medium 4.5m² and Large 9.0m². Comprehensive fitting instructions are included in each pack. The actual film size is 1.5m wide and 1.2m, 3.0m and 6.0m in length for each of the packs respectively.

FILMGLAZE can be used on individual windows, or over the complete window area. Handles and locks can be removed and replaced after the film has been applied. Being a simple film it allows for quick access in cases of emergency.

HELPFUL HINTS - Use the film at room temperature and make sure you are only using a single layer. Do not touch the adhesive with your fingers as this may affect the bonding to the frame or film. Try to apply the film as evenly as possible before using the hairdryer.

TOOLS REQUIRED - Sharp craft knife and an ordinary hairdryer.





USING FILMGLAZE STEP BY STEP

1. Thoroughly clean the window and the frame to remove any grease marks or polish. Painted frames must be in good condition to give maximum effect.
2. Apply the double-sided tape to the window frame allowing it to overlap at each end. Once all four sides have been completed trim off excess tape from each corner. DO NOT remove the backing paper yet. Using a soft cloth, press firmly on tape to ensure adhesive has made proper contact with window frame.
3. Completely unfold the glazing film supplied so that you are using only a single layer of film. Offer the film up to the window and mark or cut to the required size. Remember to allow enough material to trim off once film has been secured.
4. Remove the backing paper from the double-sided tape at the top of your window frame. Holding the film by the top corners apply to the tape keeping the film as flat and taut as possible. Remove the other three pieces of backing paper from your frame. Holding the bottom corners apply the film to the adhesive tape in the same way. If large wrinkles are noticeable the film can be carefully removed and repositioned. Once in place apply pressure over the film and tape to secure edges of the FILMGLAZE system.
5. Using an ordinary hairdryer on the lowest heat setting begin heating the film at the top left corner and work towards the bottom right. If the film does not appear to be shrinking, move the hairdryer closer, between 2 - 5 cm from the film is ideal. If this still does nothing it will be necessary to change your hairdryer to a higher heat setting. The wrinkles and creases will disappear and leave a clear, economical and effective double glazed unit. To test the film is tight enough, leave for approximately 30 seconds and then flick the film with a finger, you should hear a tight drum sound.
6. Using a very sharp knife trim off all excess film from around the outside of the tape to leave a neat, unobtrusive sealed unit.

FILMGLAZE can be kept clean by wiping with a soft cloth. If too much pressure is applied and the film goes saggy, it can be tightened again using the hairdryer. When the time comes to remove the film, carefully trim just inside the tape and remove the centre panel of film. With the help of the hairdryer, warm and ease the double-sided tape away from the frame. Any adhesive left behind can be cleaned using white spirit or an alternative cleaner.

**PLEASE READ INSTRUCTIONS THOROUGHLY
BEFORE FITTING THIS SYSTEM**

TUBEWAY (SALES) LIMITED

Elton Park, Hadleigh Road, Ipswich, IP2 0HN

Tel: 01473 251051 Fax: 01473 236044

email: sales@tubeway.co.uk website: www.tubeway.co.uk

EASYFIX is a Registered Trademark of Tubeway (Sales) Limited